



[www.qcon.co.in](http://www.qcon.co.in)

QCON's utilization of hydraulic presses and vacuum de-watering machines, enhanced with cutting-edge German technology, not only reinforces your unwavering commitment to crafting high-quality products but also demonstrates your versatility in offering a diverse range of shapes and sizes to accommodate various projects and design specifications.




**CALL NOW**  
**9739984943**






# SOLID BLOCKS


The standard 8" 6" and 4" solid cement concrete blocks are manufactured using high quality aggregates & cement along with superior quality additives. The automatic process line with high compression, precision die and steel pallet ensures perfect moulding of blocks, which are further perfectly cured using world class Rotho Systems of Germany. The entire process is automatic and digitally controlled ensuring consistency in quality and quantity of each and every block.



400X100X200



400X150X200




400X200X200





# SMALL BRICK

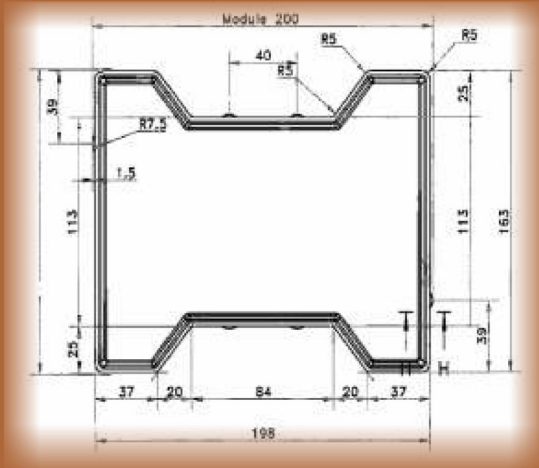
We at **QCON** manufacture a unique product i.e. cement concrete bricks of 230x100x75mm which is similar in size that of normally available Clay or Wirecut bricks. The product is not available generally in market and is very special. The small bricks are of very high finish and have very high compressive strength, making it an highly suitable building block. They are easier to handle and comes handy in **architectural** designing of structure. The bricks are available generally in gray colour. Customer has an option to choose any other colour variant to suit their specific needs. The finish of the bricks will be so elegant and neat, the plastering of walls can be conveniently avoided.



230X100X75





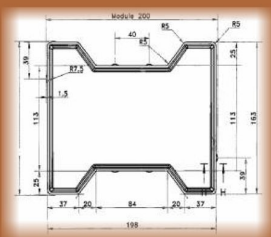


Available Thickness :  
80mm & 60 mm



# I-PAVER

The I-Pavers are time tested pavers which have good perfection in matching with each other ensuring perfect laying. We at **QCON** ensure perfect quality and shape of these pavers using state of the art process line, steel pallets and high grade aggregates, cement, additives and colours. These pavers have wide range applications and can be used universally.



Available Thickness :  
80mm & 60 mm



# I-PAVER

The I-Pavers are time tested pavers which have good perfection in matching with each other ensuring perfect laying. We at **QCON** ensure perfect quality and shape of these pavers using state of the art process line, steel pallets and high grade aggregates, cement, additives and colours. These pavers have wide range applications and can be used universally.



## Application

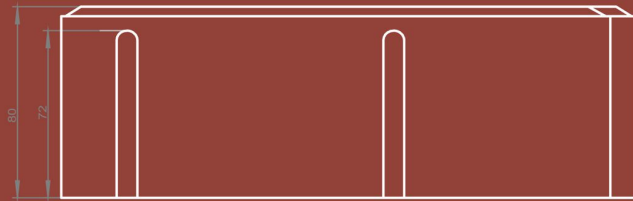
- Foot Path
- Road
- Garden
- Walkways
- Courtyards
- Heavy Vehicle Parking Area
- Driveways
- Coffee Dry Yard

## Benefits of use:

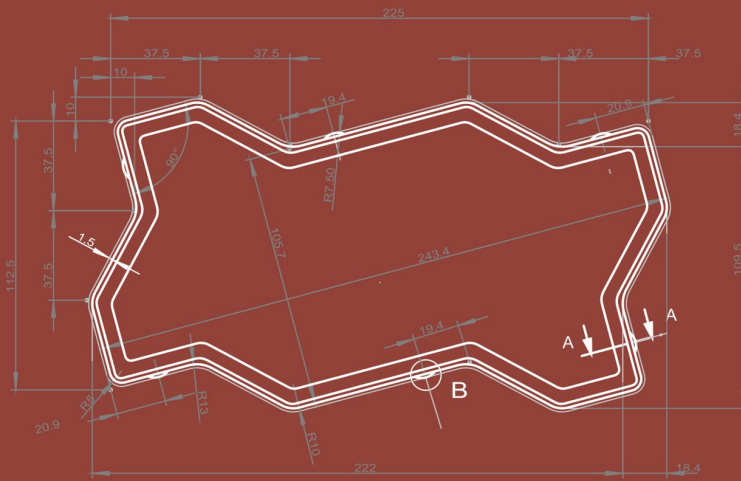
- Saves on cost & time of concreting.
- Better Aesthetics.
- High Durability - Low maintenance.
- Nature Friendly - Helps in Ground Water charging.
- Perfect Dimension ensures Uniform appearance.
- Neat edges - ensures perfect matching.
- Value for Money.



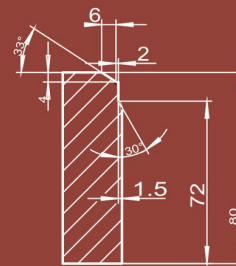




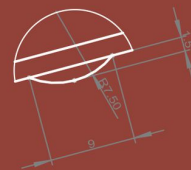
Available Thickness :  
80 mm



Section A-A



Detail B



# ZIG-ZAG PAVER

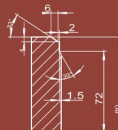
We at **QCON**, manufacture high quality zig-zag pavers using quality inputs and guaranteed colour tones. The perfect compression, the use of steel pallets ensure accurately designed, perfectly matching pavers, which are totally defect free. The pavers have wide application in roads, footpaths, parking space etc. As these pavers are of higher density and thickness. The zig-zag pavers are extensively preferred for formation of roads and paths for heavy duty vehicle movement.



Available Thickness :  
80 mm



Section A-A




Detail B



# ZIG-ZAG PAVER

We at **QCON**, manufacture high quality zig-zag pavers using quality inputs and guaranteed colour tones. The perfect compression, the use of steel pallets ensure accurately designed, perfectly matching pavers, which are totally defect free. The pavers have wide application in roads, footpaths, parking space etc. As these pavers are of higher density and thickness. The zig-zag pavers are extensively preferred for formation of roads and paths for heavy duty vehicle movement.



- Foot Path
- Road
- Garden
- Walkways
- Courtyards
- Heavy Vehicle Parking Area
- Driveways
- Coffee Dry Yard

- High compressive strength and durability.
- Nature Friendly - Helps in ground water charging.
- Perfect Dimension ensures uniform appearance.
- Value for Money.
- Low maintenance.



200 x 100 x 60 / 70 / 80 mm  
 200 x 125 x 60 / 70 / 80 mm  
 200 x 175 x 60 / 70 / 80 mm  
 200 x 225 x 60 / 70 / 80 mm  
 200 x 275 x 60 / 70 / 80 mm



## HOLLAND PAVER

**QCON** takes pride in introducing these Euro Style pavers in their product line. Very good for landscaping designs, inner courtyards etc with high functionality and aesthetics. Suits very well for areas with medium load. Perfectly find use for car parking, drive ways, walk paths, etc. Come in five different dimensions and colour variants with/without shot blasting. Hot preference of architects and designers, as these pavers can be used in any permutation and combination of size and colour to optimize aesthetics.

200 x 100 x 60 / 70 / 80 mm  
 200 x 125 x 60 / 70 / 80 mm  
 200 x 175 x 60 / 70 / 80 mm  
 200 x 225 x 60 / 70 / 80 mm  
 200 x 275 x 60 / 70 / 80 mm



## HOLLAND PAVER

**QCON** takes pride in introducing these Euro Style pavers in their product line. Very good for landscaping designs, inner courtyards etc with high functionality and aesthetics. Suits very well for areas with medium load. Perfectly find use for car parking, drive ways, walk paths, etc. Come in five different dimensions and colour variants with/without shot blasting. Hot preference of architects and designers, as these pavers can be used in any permutation and combination of size and colour to optimize aesthetics.




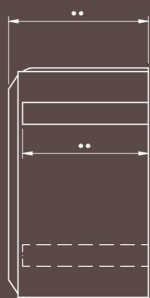
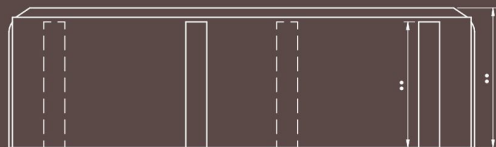

**Application**

- Foot Path
- Road
- Garden
- Walkways
- Courtyards
- Heavy Vehicle Parking Area
- Driveways
- Coffee Dry Yard

**Benefits of use:**

- Saves on cost & time of concreting.
- Better Aesthetics.
- High Durability - Low maintenance.
- Nature Friendly - Helps in Ground Water charging.
- Neat edges – ensures perfect mix and match.
- Value for Money.
- Allows designing dexterity.
- Minimum Maintenance.




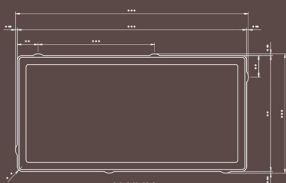


**200 x 100 x 40/60/70/100**



## RECTANGULAR PAVER

**QCON** takes pride in introducing these Euro Style pavers in their product line. Very good for landscaping designs, inner courtyards etc with high functionality and aesthetics. Suits very well for areas with medium load. Perfectly find use for car parking, drive ways, walk paths, etc. Come in five different dimensions and colour variants with/without shot blasting. Hot preference of architects and designers, as these pavers can be used in any permutation and combination of size and colour to optimize aesthetics.



**200 x 100 x 40/60/70/100**


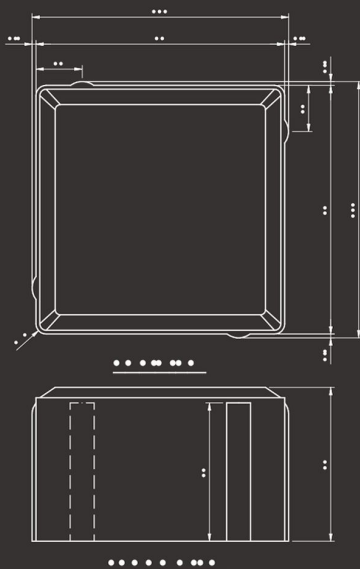


## RECTANGULAR PAVER

**QCON** takes pride in introducing these Euro Style pavers in their product line. Very good for landscaping designs, inner courtyards etc with high functionality and aesthetics. Suits very well for areas with medium load. Perfectly find use for car parking, drive ways, walk paths, etc. Come in five different dimensions and colour variants with/without shot blasting. Hot preference of architects and designers, as these pavers can be used in any permutation and combination of size and colour to optimize aesthetics.





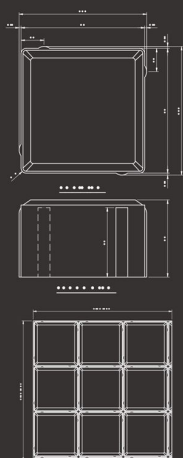


**100 x 100 x 60**



## SQUARE PAVERS

**QCON** takes pride in introducing these Euro Style pavers in their product line. Very good for landscaping designs, inner courtyards etc with high functionality and aesthetics. Suits very well for areas with medium load. Perfectly find use for car parking, drive ways, walk paths, etc. Come in five different dimensions and colour variants with/without shot blasting. Hot preference of architects and designers, as these pavers can be used in any permutation and combination of size and colour to optimize aesthetics.



**100 x 100 x 60**



## SQUARE PAVERS

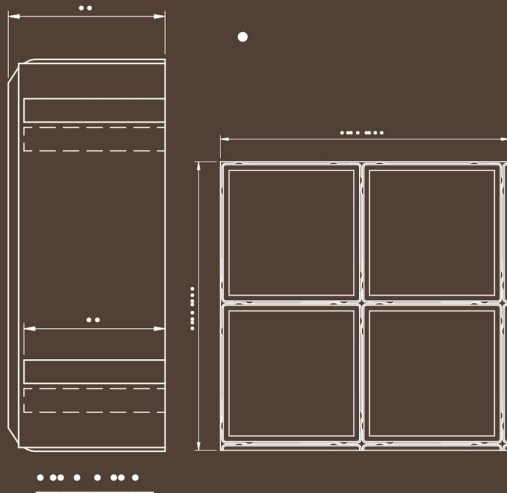
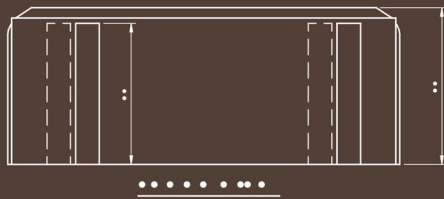
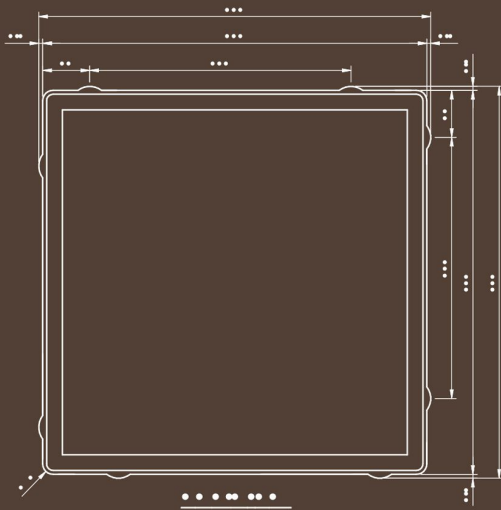
**QCON** takes pride in introducing these Euro Style pavers in their product line. Very good for landscaping designs, inner courtyards etc with high functionality and aesthetics. Suits very well for areas with medium load. Perfectly find use for car parking, drive ways, walk paths, etc. Come in five different dimensions and colour variants with/without shot blasting. Hot preference of architects and designers, as these pavers can be used in any permutation and combination of size and colour to optimize aesthetics.





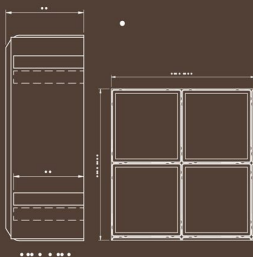
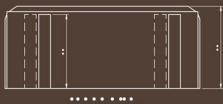
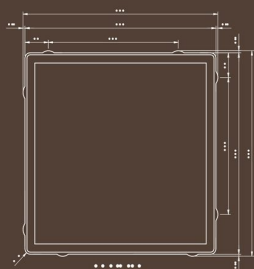
# SQUARE PAVERS

150 x 150 x 60 / 80



## SQUARE PAVERS

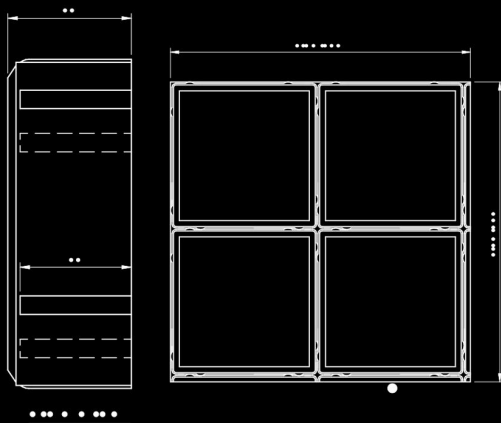
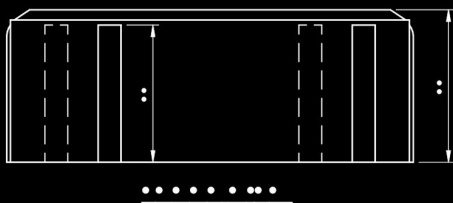
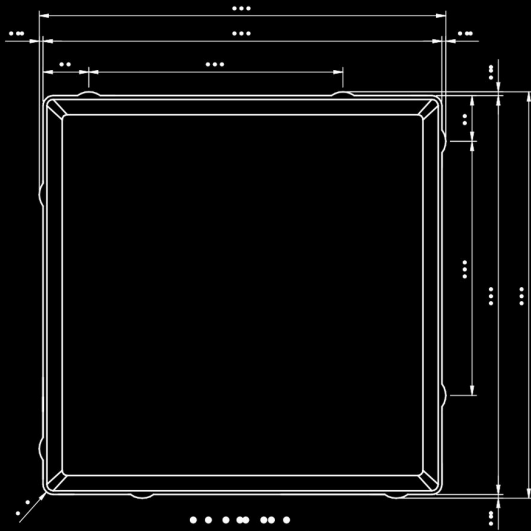
150 x 150 x 60 / 80





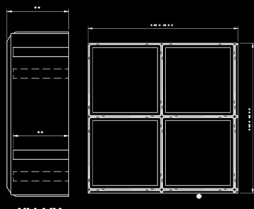
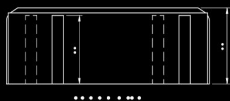
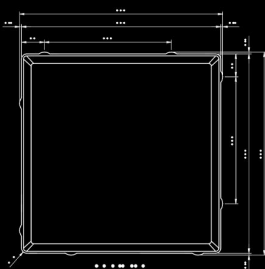
# SQUARE PAVERS

160 x 160 x 60



## SQUARE PAVERS

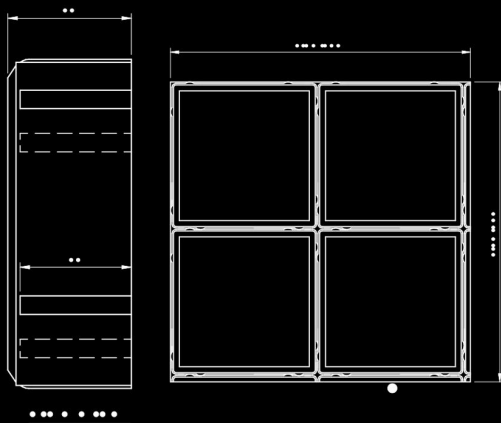
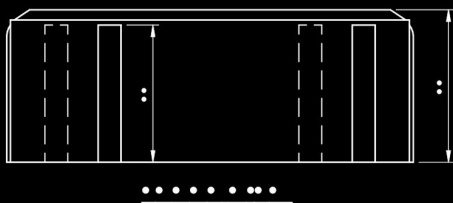
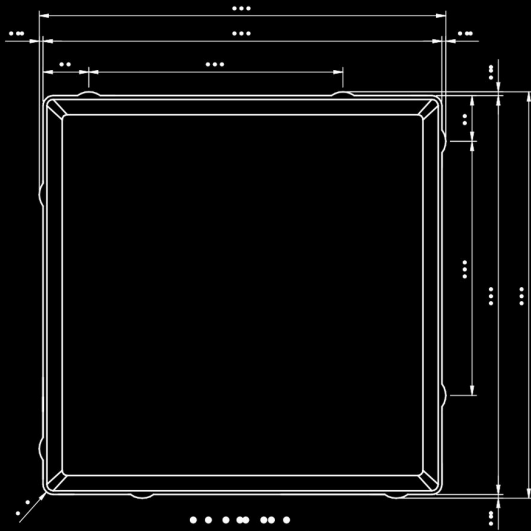
160 x 160 x 60





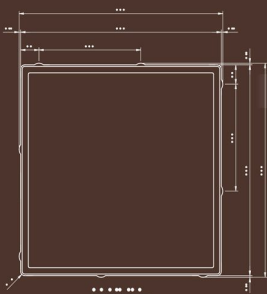
# SQUARE PAVERS

160 x 160 x 60



## SQUARE PAVERS

200 x 200 x 40 / 60 mm



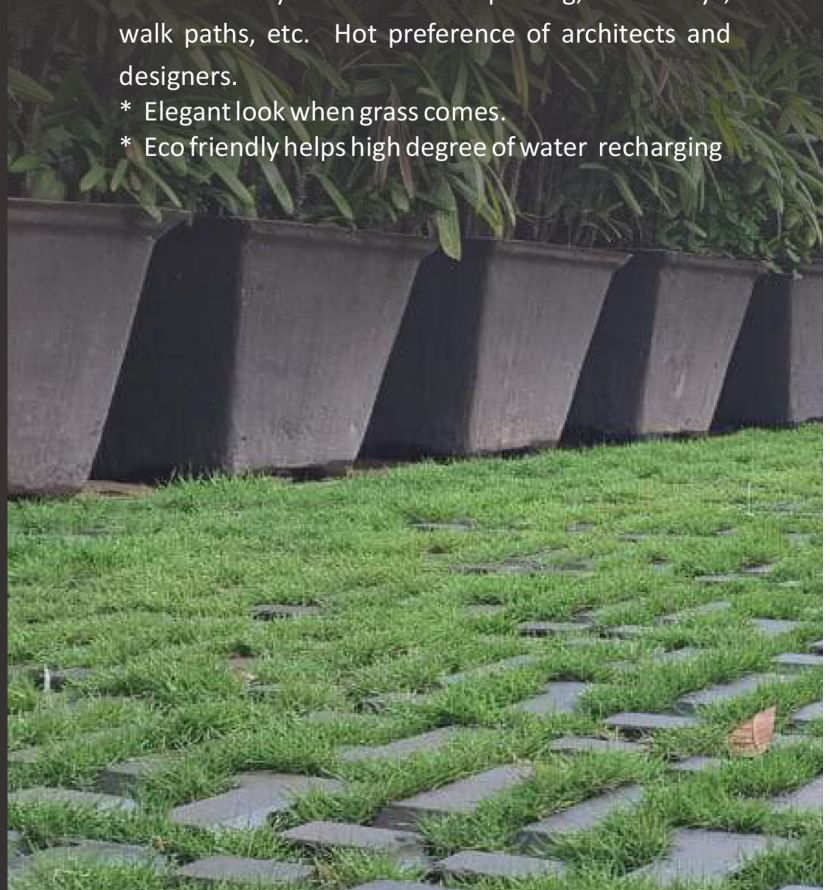
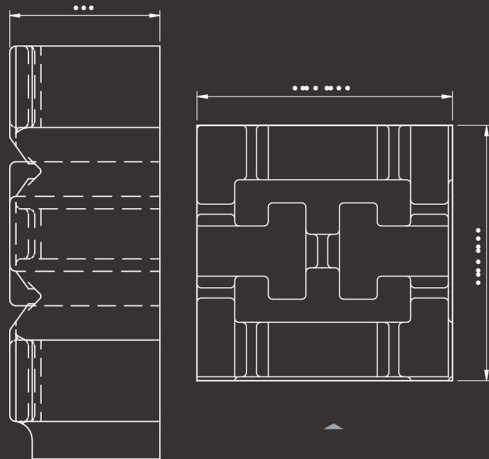
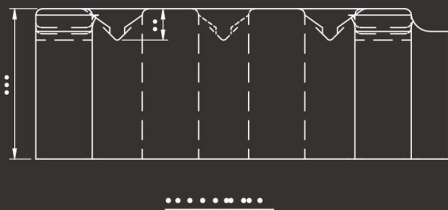
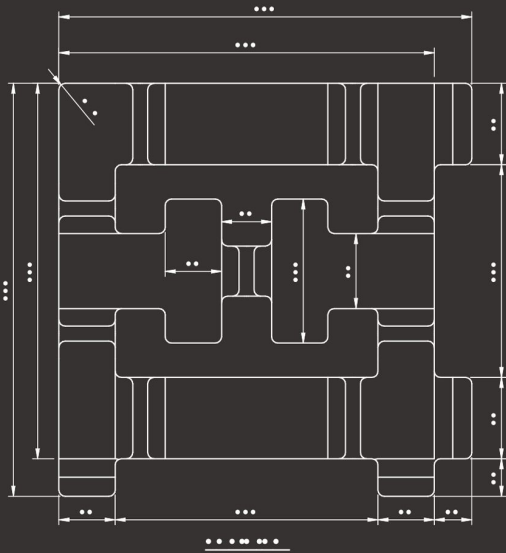


# GRASS PAVERS

**330 x330 x 120**

**QCON** takes pride in introducing these Grass Pavers in their product line. Very good for landscaping designs, inner courtyards etc with high functionality and aesthetics. Suits very well for areas with medium load. Perfectly find use for car parking, drive ways, walk paths, etc. Hot preference of architects and designers.

- \* Elegant look when grass comes.
- \* Eco friendly helps high degree of water recharging

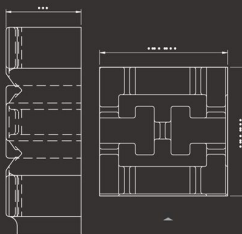
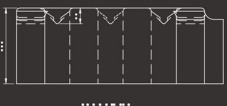
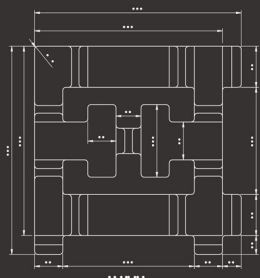


## GRASS PAVERS

**330 x330 x 120**

**QCON** takes pride in introducing these Grass Pavers in their product line. Very good for landscaping designs, inner courtyards etc with high functionality and aesthetics. Suits very well for areas with medium load. Perfectly find use for car parking, drive ways, walk paths, etc. Hot preference of architects and designers.

- \* Elegant look when grass comes.
- \* Eco friendly helps high degree of water recharging






# Kerb Stones •

[www.qcon.co.in](http://www.qcon.co.in)

## Splay / Full Batter Kerb



A splay batter kerb is a specialized type of curb or kerb used in road construction and landscaping. It features a sloping or angled face that helps guide vehicles smoothly around corners or curves.

This design enhances safety by preventing abrupt collisions and provides a gradual transition between the road and the sidewalk or pavement. Splay batter kerbs are strategically placed to facilitate efficient traffic flow and pedestrian movement.

Part No	Available Sizes (in mm)			Kg
	Length	Height	Thickness	
QEKSSFB1	500	x 375	x 100	43
QEKSSFB2	500	x 375	x 125	54
QEKSSFB3	500	x 375	x 150	65.5
QEKSSFB4	500	x 400	x 100	46
QEKSSFB5	500	x 400	x 125	58
QEKSSFB6	500	x 400	x 150	70
QEKSSFB7	500	x 450	x 100	52
QEKSSFB8	500	x 450	x 125	65.5
QEKSSFB9	500	x 450	x 150	79
QEKSSFB10	600	x 305	x 75	30.5
QEKSSFB11	600	x 305	x 100	41.5
QEKSSFB12	600	x 305	x 125	52.5
QEKSSFB13	600	x 305	x 150	53.5
QEKSSFB14	600	x 375	x 75	38
QEKSSFB15	600	x 375	x 100	52
QEKSSFB16	600	x 375	x 125	65.5
QEKSSFB17	600	x 375	x 150	79
QEKSSFB18	914	x 305	x 75	46.5
QEKSSFB19	914	x 305	x 100	63.5
QEKSSFB20	914	x 305	x 125	80
QEKSSFB21	914	x 305	x 150	97
QEKSSFB22	914	x 350	x 75	55
QEKSSFB23	914	x 350	x 100	70.5
QEKSSFB24	914	x 350	x 125	90
QEKSSFB25	914	x 350	x 150	109


Visit our showroom, "Experience Emporium," for a display of our products.



# Kerb Stones •

[www.qcon.co.in](http://www.qcon.co.in)

## Half Batter Kerb



A half batter kerb is a curb or kerb with one sloping face, typically used in roadways and pathways. Its design offers a gradual transition between the road and the adjacent pavement, aiding in vehicle navigation and pedestrian safety.

This type of kerb is particularly useful in managing stormwater runoff and preventing erosion, making it a versatile choice for various construction and landscaping projects.

Part No	Available Sizes (in mm)					Kg
	Length		Height		Thickness	
QEKSHB1	500	x	375	x	100	43.5
QEKSHB2	500	x	375	x	125	55
QEKSHB3	500	x	375	x	150	66
QEKSHB4	500	x	400	x	100	46.5
QEKSHB5	500	x	400	x	125	58.5
QEKSHB6	500	x	400	x	150	70.5
QEKSHB7	500	x	450	x	100	52.5
QEKSHB8	500	x	450	x	125	66
QEKSHB9	500	x	455	x	150	79.5
QEKSHB10	600	x	305	x	75	31
QEKSHB11	600	x	305	x	100	42
QEKSHB12	600	x	305	x	125	53
QEKSHB13	600	x	305	x	150	64
QEKSHB14	600	x	375	x	75	38.68
QEKSHB15	600	x	375	x	100	52.18
QEKSHB16	600	x	375	x	125	65.68
QEKSHB17	600	x	375	x	150	80
QEKSHB18	914	x	305	x	75	47.5
QEKSHB19	914	x	305	x	100	64.5
QEKSHB20	914	x	305	x	125	81
QEKSHB21	914	x	305	x	150	98
QEKSHB22	914	x	350	x	75	55
QEKSHB23	914	x	350	x	100	74
QEKSHB24	914	x	350	x	125	93.5
QEKSHB25	914	x	350	x	150	112.5

Visit our showroom, "Experience Emporium," for a display of our products.

# Kerb Stones •

[www.qcon.co.in](http://www.qcon.co.in)

## Bullnose Kerb



A bullnose kerb is a curved or rounded type of curb commonly utilized in urban design and landscaping. It features a smoothly rounded edge that enhances safety for both pedestrians and vehicles by reducing the risk of sharp impacts. This type of kerb is often employed at intersections, driveways, and pedestrian crossings, offering a visually appealing and practical solution for traffic management and aesthetic enhancement.

Part No	Available Sizes (in mm)					Kg
	Length		Height		Thickness	
QEKsBN1	600	x	305	x	75	33
QEKsBN2	600	x	305	x	100	44
QEKsBN3	600	x	305	x	125	55
QEKsBN4	600	x	305	x	150	66
QEKsBN5	914	x	305	x	75	50
QEKsBN6	914	x	305	x	100	67
QEKsBN7	914	x	305	x	125	83.5
QEKsBN8	914	x	305	x	150	100
QEKsBN9	914	x	350	x	75	58
QEKsBN10	914	x	350	x	100	77
QEKsBN11	914	x	350	x	125	96
QEKsBN12	914	x	350	x	150	115


Visit our showroom, "Experience Emporium," for a display of our products.



# Kerb Stones •

[www.qcon.co.in](http://www.qcon.co.in)

## Flush / Rectangular Kerb



A flush or rectangular kerb is a curb that sits level with the road surface, creating a seamless transition between the road and the sidewalk. It provides a modern and sleek appearance while ensuring easy access for pedestrians, cyclists, and vehicles. This type of kerb design is commonly used in urban areas to promote a smooth flow of traffic and enhance the overall aesthetic of the streetscape.


Part No	Available Sizes (in mm)				Kg
	Length	Height	Thickness		
QEKsFR1	500	x	375	x 100	45
QEKsFR2	500	x	375	x 125	56
QEKsFR3	500	x	375	x 150	67.5
QEKsFR4	500	x	400	x 100	48
QEKsFR5	500	x	400	x 125	60
QEKsFR6	500	x	400	x 150	72
QEKsFR7	500	x	450	x 100	54
QEKsFR8	500	x	450	x 125	67.5
QEKsFR9	500	x	450	x 150	81
QEKsFR10	600	x	305	x 100	43.92
QEKsFR11	600	x	305	x 125	54.9
QEKsFR12	600	x	305	x 150	65.88
QEKsFR13	600	x	375	x 75	40.5
QEKsFR14	600	x	375	x 100	54
QEKsFR15	600	x	375	x 125	67.5
QEKsFR16	600	x	375	x 150	81
QEKsFR17	914	x	305	x 75	50.5
QEKsFR18	914	x	305	x 100	67
QEKsFR19	914	x	305	x 125	84
QEKsFR20	914	x	305	x 150	101
QEKsFR21	914	x	350	x 75	57.5
QEKsFR22	914	x	350	x 100	77
QEKsFR23	914	x	350	x 125	96
QEKsFR24	914	x	350	x 150	116

Visit our showroom, "Experience Emporium," for a display of our products.



# Flag Stones

[www.qcon.co.in](http://www.qcon.co.in)



Qcon is manufacturing high quality Flag Stone, its a type of flat, natural stone commonly used in landscaping and construction. It is typically thin and irregularly shaped, making it suitable for creating pathways, patios, and outdoor surfaces. Due to its rustic appearance and durability, Flag Stone is prized for its aesthetic appeal and ability to withstand weather conditions, making it a popular choice for enhancing outdoor spaces.

Part No	Available Sizes (in mm)			Kg
	Length	Width	Thickness	
QEFSFS1	300 x	300 x	40	8.64
QEFSFS2	300 x	300 x	60	13
QEFSFS3	300 x	300 x	100	21.6
QEFSFS4	400 x	400 x	40	15.5
QEFSFS5	400 x	400 x	60	23
QEFSFS6	400 x	400 x	100	38.5
QEFSFS7	500 x	375 x	100	45
QEFSFS8	500 x	375 x	125	56
QEFSFS9	500 x	375 x	150	67.5
QEFSFS10	500 x	400 x	100	48
QEFSFS11	500 x	400 x	125	60
QEFSFS12	500 x	400 x	150	72
QEFSFS13	500 x	450 x	100	54
QEFSFS14	500 x	450 x	125	67.5
QEFSFS15	500 x	450 x	150	81
QEFSFS16	500 x	500 x	60	36
QEFSFS17	500 x	500 x	80	48
QEFSFS18	500 x	500 x	100	60
QEFSFS19	600 x	305 x	75	33
QEFSFS20	600 x	305 x	100	44
QEFSFS21	600 x	305 x	125	55
QEFSFS22	600 x	305 x	150	66
QEFSFS23	600 x	375 x	75	40.5
QEFSFS24	600 x	375 x	100	54
QEFSFS25	600 x	375 x	125	67.5
QEFSFS26	600 x	375 x	150	81
QEFSFS27	600 x	600 x	60	52
QEFSFS28	600 x	600 x	80	69.5
QEFSFS29	600 x	600 x	100	86.5
QEFSFS30	914 x	305 x	75	50.5
QEFSFS31	914 x	305 x	100	67
QEFSFS32	914 x	305 x	125	84
QEFSFS33	914 x	305 x	150	101
QEFSFS34	914 x	350 x	75	51
QEFSFS35	914 x	350 x	100	67
QEFSFS36	914 x	350 x	125	84
QEFSFS37	914 x	350 x	150	101



# Paving Tiles

[www.qcon.co.in](http://www.qcon.co.in)



"Qcon manufactures high-quality paving tiles, which are rectangular or square pieces made from materials such as concrete, clay, or natural stone." They are used for creating even and durable surfaces in outdoor areas like driveways, walkways, and patios. These tiles offer a range of styles, colors, and textures, allowing for versatile design options to enhance both aesthetics and functionality in landscaping and construction projects.

Part No	Available Sizes (in mm)					Kg
	Length		Width		Thickness	
QEPTPT1	300	x	300	x	40	8.64
QEPTPT2	300	x	300	x	60	13
QEPTPT3	300	x	300	x	100	21.6
QEPTPT4	400	x	400	x	40	15.5
QEPTPT5	400	x	400	x	60	23
QEPTPT6	400	x	400	x	100	38.5
QEPTPT7	500	x	500	x	40	24
QEPTPT8	500	x	500	x	60	36
QEPTPT9	500	x	500	x	80	48
QEPTPT10	500	x	500	x	100	60

# Water Dish Channels



Water dish channels offer efficient water drainage, preventing water accumulation and potential hazards. They help prevent soil erosion, enhance safety by reducing slip risks, and contribute to an organized and visually appealing outdoor environment. These channels are versatile, suitable for various surfaces, and require minimal maintenance, making them a practical and functional solution for managing water runoff.

Part No	Available Sizes (in mm)					Kg
	Length		Width		Thickness	
QESDSD1	600	x	325	x	80	29.5
QESDSD2	600	x	325	x	100	39
QESDSD3	600	x	325	x	125	50.5
QESDSD4	600	x	325	x	150	62.5



# DRAIN SLAB



Qcon is manufacturing high quality Drain Slabs. It provides effective surface water drainage, preventing flooding and water damage. They enhance safety by reducing slip hazards, offer durability for heavy foot traffic, and contribute to a clean and organized outdoor environment. Drain slabs are low-maintenance, ensuring long-term functionality and practicality in managing water runoff.

Part No	Available Sizes (in mm)					Kg
	Length		Width	Thickness		
QEDSDS1	300	x	300	x	40	8.64
QEDSDS2	300	x	300	x	60	13
QEDSDS3	300	x	300	x	100	21.6
QEDSDS4	400	x	400	x	40	15.5
QEDSDS5	400	x	400	x	60	23
QEDSDS6	400	x	400	x	100	38.5
QEDSDS7	600	x	300	x	40	17.3
QEDSDS8	600	x	300	x	50	21.6
QEDSDS9	600	x	300	x	60	26
QEDSDS10	600	x	300	x	80	34.6
QEDSDS11	600	x	300	x	100	43.2
QEDSDS12	600	x	375	x	75	40.5
QEDSDS13	600	x	375	x	100	54
QEDSDS14	600	x	375	x	125	67.5
QEDSDS15	600	x	375	x	150	81
QEDSDS16	600	x	600	x	60	52
QEDSDS17	600	x	600	x	80	69.5
QEDSDS18	600	x	600	x	100	86.5
QEDSDS19	914	x	350	x	75	51
QEDSDS20	914	x	350	x	100	67
QEDSDS21	914	x	350	x	125	84
QEDSDS22	914	x	350	x	150	101
QEDSDS23	600	x	600	x	100	84
QEDSDS24	600	x	600	x	125	105
QEDSDS25	600	x	600	x	150	126
QEDSDS26	900	x	600	x	80	100
QEDSDS27	900	x	600	x	100	125
QEDSDS28	900	x	600	x	125	156.5
QEDSDS29	900	x	600	x	150	189



**WORLD'S BEST  
CONCRETE PRODUCTS**

Unit-1

**Qcon® Blocks Private Limited**

# 01, 2nd Floor, Vishwamanava Double Road near Bake Point Circle, Saraswathipuram, 2nd Stage, Mysuru - 570 009

Unit-2

**Qcon® Edifice Private Limited**

(A Associate company of Qcon Blocks Private Limited)

Survey No.85, and 63/1, 2, 3, Neelanakoppalu Village, K Shettyhalli Hobli, T M Hosur (P), Srirangapatana (T), Mandya Dist-571807

Unit-3

Survey No.78/1, Siddapura Village, Kirangoor Post, Bangalore -Mysore Highway, Besides Kodishettyapura, K Shettyhalli Hobli, Srirangapatana (T), Mandya Dist-571807

## Show Room : Experience Emporium

# 384, Kalidasa Road, Opposite to Kangaroo Care Hospital, 1<sup>st</sup> Stage, Vijayanagar, Mysuru

**Regd Office :** "Swastic Hermitage"19/1, & 2, Ramakrishna Nagar , A&B Block, 2nd Main Road, Mysuru - 570022. Karnataka, INDIA.

**Email :** [marketing@qcon.co.in](mailto:marketing@qcon.co.in) | [qconblocks.mys@gmail.com](mailto:qconblocks.mys@gmail.com) | [www.qcon.co.in](http://www.qcon.co.in)

**Contact : 0821-2972219, +91 9739984943**